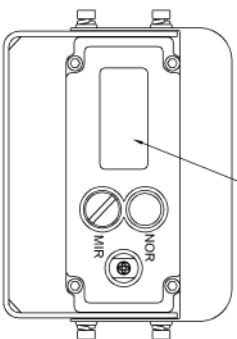
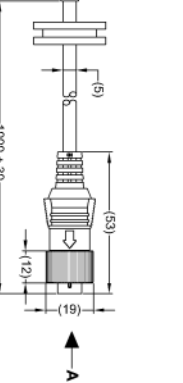
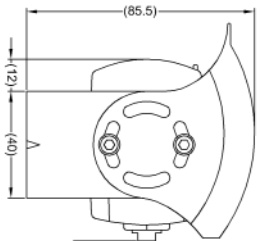
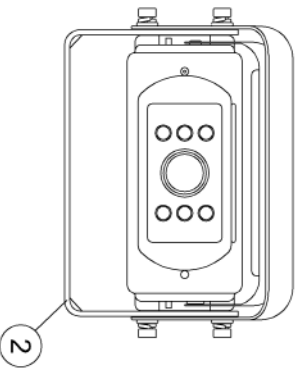
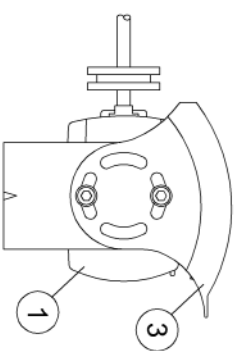
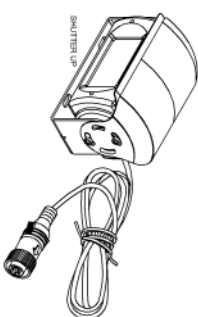
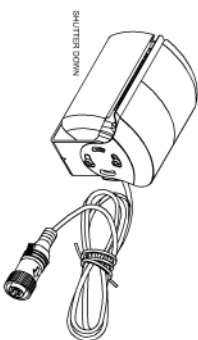
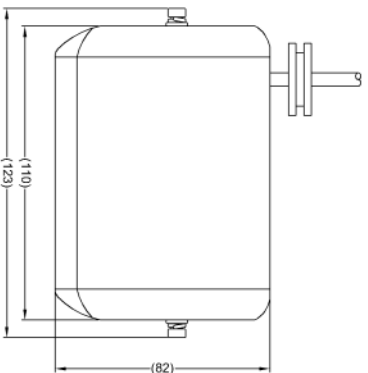


ITEM	STOCK CODE	QTY	DESCRIPTION
1	(#3526)	1	BE-811C-C CAMERA ONLY
2	(#3417A)	1	BE-21XC/BE-81XC-BKT CAMERA BRACKET
3	(#3418A)	1	BE-21XC/BE-81XC-SS CAMERA SUNSHIELD
4	(#3246)	1	BE-2XXC/8XXC-FIX CAMERA FIXING PACK
5	(#3419)	1	BE-81XC-IG INSTALLATION GUIDE (NOT SHOWN)
6	(#3522)	1	BE-81X/21X BOX (NOT SHOWN)



VIEW A



4 PIN MALE DIN
MATING PAIR

PIN #	WIRE COLOR	DESCRIPTION
1	BLACK	VIDEO
2	RED	SHUTTER
3	YELLOW	POWER
4	GREEN	GROUND

- NOTES:**
1. DIMENSIONS IN MM.
 2. REFER TO "PRODUCT SPECIFICATION" FOR MORE DETAIL.S
 3. REFER TO COMPONENT DRAWINGS FOR COMPONENT DETAILS.
 4. ENSURE SELF AMALGAMATING TAPE IS USED DURING INSTALLATION.

PROPRIETARY NOTICE
THIS DESIGN AND TECHNICAL INFORMATION APPEARING ON THIS DRAWING IS THE PROPERTY OF BRIGADE ELECTRONICS PLC, AND IS DISCLOSED IN CONFIDENCE. IT IS NOT TO BE COPIED, REPRODUCED, REVEALED TO OR APPROPRIATE BY OTHERS, EITHER IN WHOLE OR IN PART WITHOUT THE EXPRESS WRITTEN CONSENT OF BRIGADE ELECTRONICS PLC.

Item#	Quantity	Title/Name, designation, material, dimension etc	Article No./Reference
Designed by JHEVHAN	Checked by H BUTLER	Approved by - date DKERAI	Units MM Date 20/07/2010 Scale N/A
BRIGADE ELECTRONICS		BE-811C (#2914A)	
		Edition A	
		Sheet 1/1	